

PERFORMING A RESCUE

1



Is patient responsive?

2

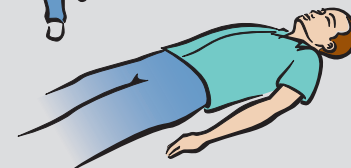


Call emergency services!

3



Get AED.

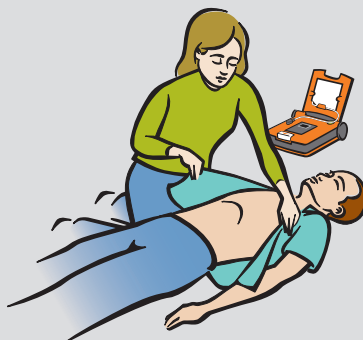


4



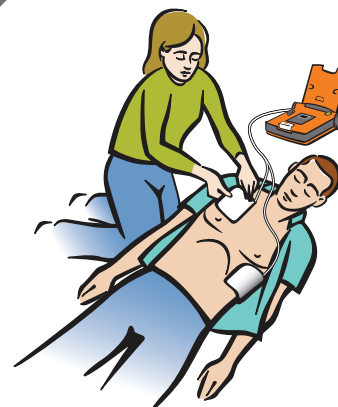
Place AED on ground.
Open lid.

5



Remove clothing.
Expose chest.

6



Attach pads.

7



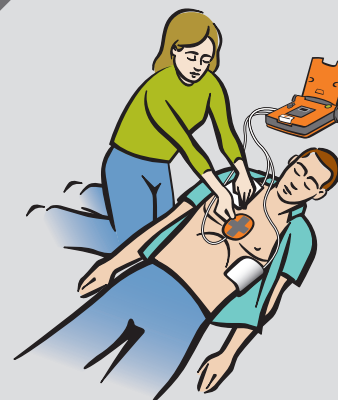
Do not touch the patient.

8



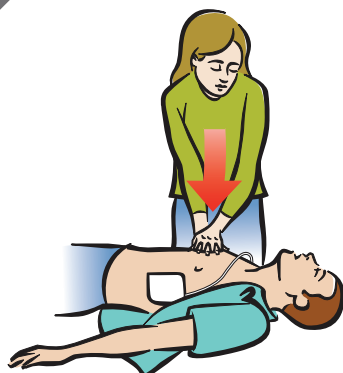
If required, AED will deliver
shock automatically.

9



If present, place CPR device.

10



Follow AED prompts.
Give compressions.

11



If instructed, give breaths.

Automatic AED



Cardiac Science and the Shielded Heart logo are trademarks of Cardiac Science Corporation.
Copyright © 2021 All Rights Reserved.
500 Burdick Parkway, Deerfield, Wisconsin 53531 USA
www.cardiacscience.com



70-02095-01 A

